

Milton 1900 to Modern Times : Final part

This follows the format of the previous parts; thus the numbers on the Residents List refer to those shown on the drawings.

(a) are those present before 1900 (b) 1901 – 1939 (c) 1940 to recent times

Please send your corrections to Graham Easy, 11 Landbeach Road, Milton, Cambridge, CB4 6DA

Corrections will be published in the autumn.

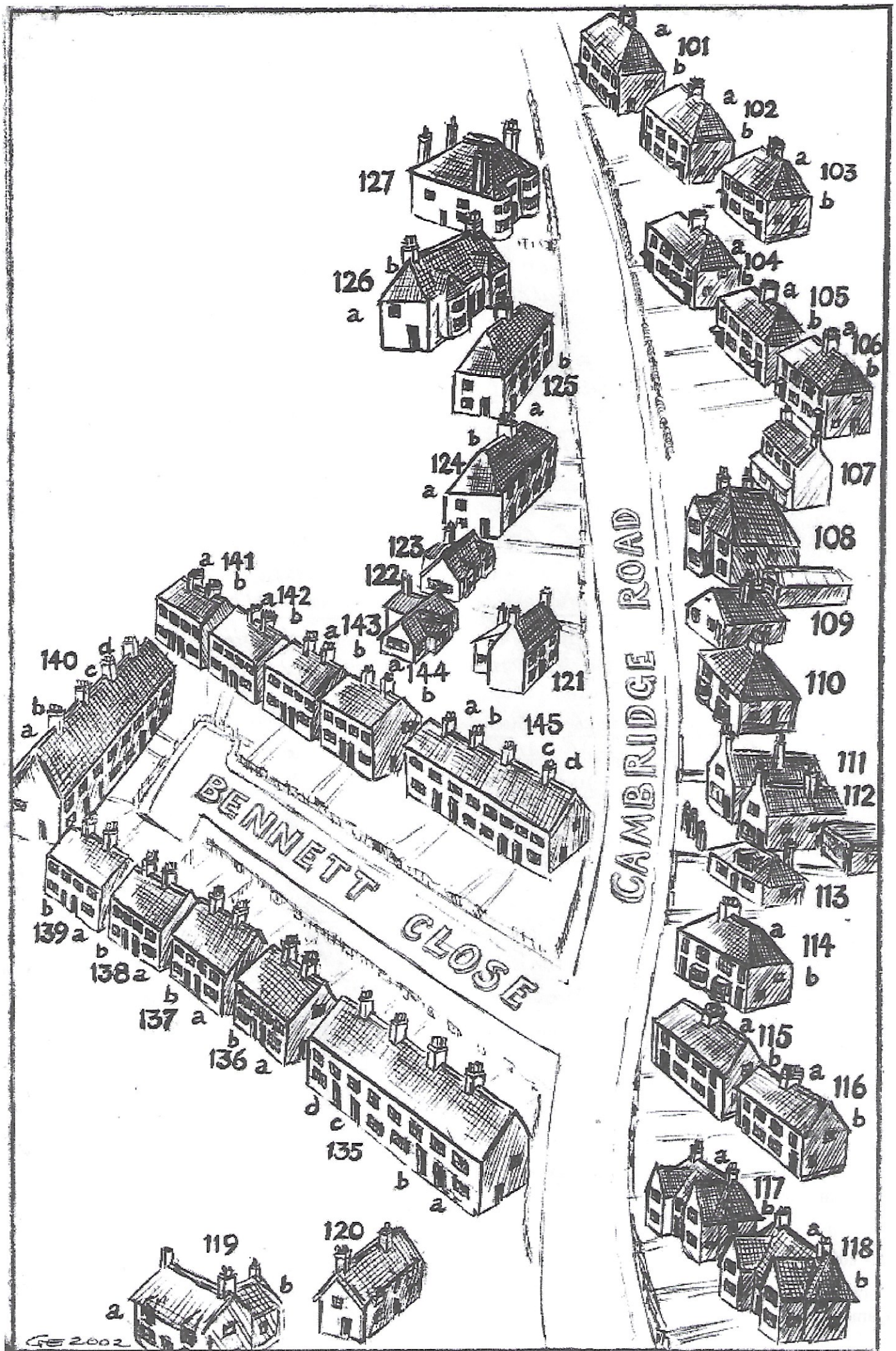
BENET CLOSE

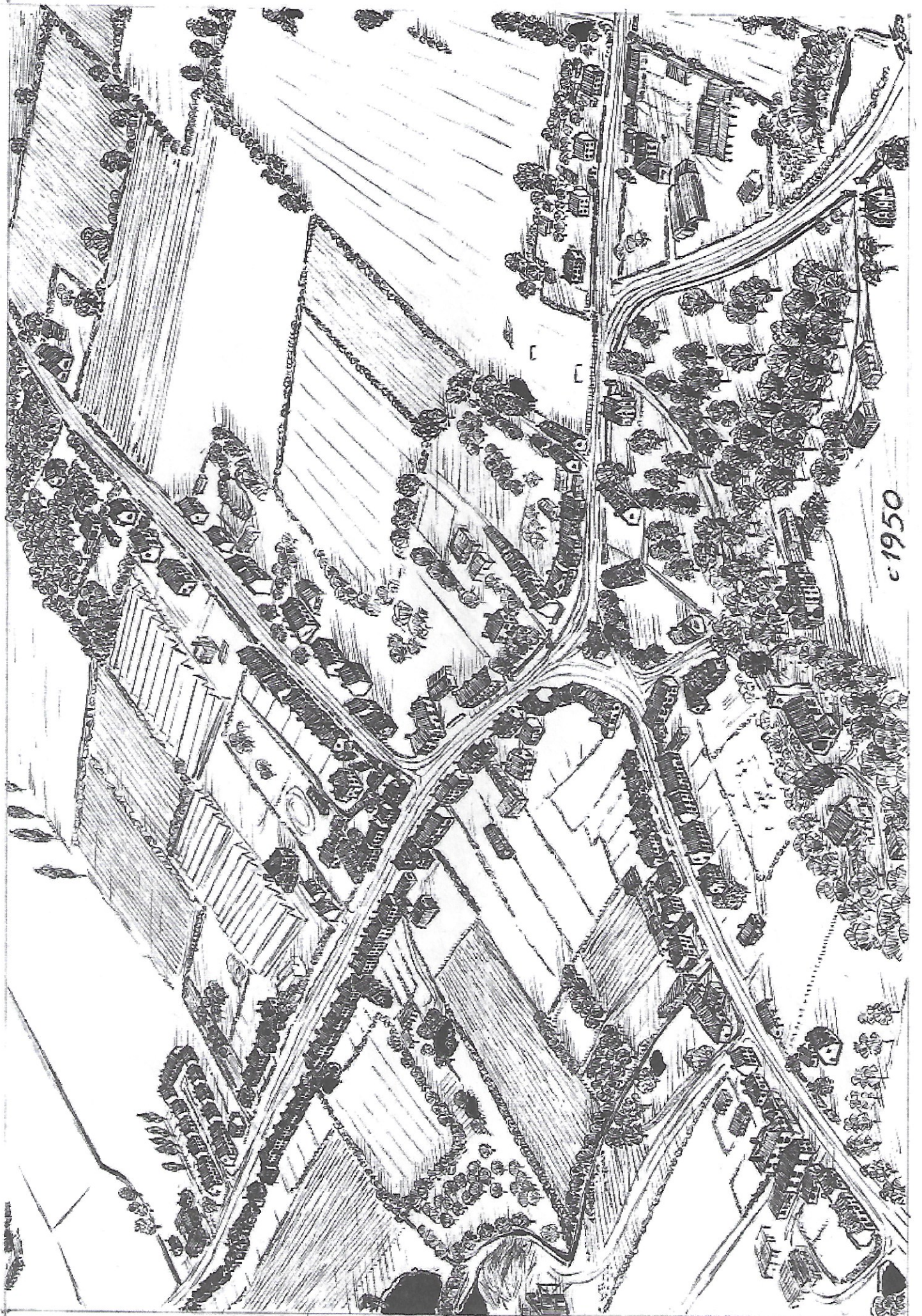
135a	(c) Philip & Joan Bradley George Collins, Joan Bradley
135b	(c) Alfred Butcher, Sidney & Amy Butcher
135c	(c) Harry & Margaret (Peggy) Missing, Ivy Peck, Corona Froment
135d	(c) Richard Johnson Bessie Johnson, Michael & Hazel Turner, Neville & Thelma Ray
136a	(c) Peter & Alice Coulson, Walter Ellis, Les. & Dott. Allen, Alice Coulson James & Jean Bowyer, Doug. & June Collins
136b	(c) Robert & Muriel Allen
137a	(c) Stanley & Victoria Adams
137b	(c) Leslie & Jean Constable
138a	(c) Phillip & Ann Jackson, Ann & David Jackson Rogers & Christine Carter, Don & Chris Shipp
138b	(c) George & Eva Townsend Joyce Bishop
139a	(c) Harold & Ida Shipp
139b	(c) Trevor & Mary Rayner Harry & Beryl Halls, Ethel Willet, Harold & Allen Willett
140a	(c) Frank & Joyce Burling
140b	(c) Tom & Ivy Housden (Ann Butcher) Lester & Ann Gray
140c	(c) Chris & Nellie Smith, William Watson Don. & Joan Shipp Dor. & Margaret Shipp
140d	(c) Hector & Eva Bowyer Leslie & Patricia Froment
141a	(c) Sidney & Phyllis Siggs, Albert Halls Bernard & Audrey Tyrell
141b	(c) Jack & Gladys Cole Sidney & Dora Martin
142a	(c) Barbara Taylor, James & Barbara Taylor, Anthony & Wendy Hume
142b	(c) Fred & Daphne Farr, Will Flack, Fred Nicholson Walter & Hilda Northwell Sid & Ivy Martin
143a	(c) August. (Charles) & Mary Daniels Mary Daniels
143b	(c) Arthur & Edna Wenham
144a	(c) Ronald Coulson, Audrey Coulson, Robin & Margot Rose Barbara Summers
144b	(c) Adam & Margaret Archibald, Hannah Palmer, Des. & Chris Butler, Christine Butler
145a	(c) John Brown Lloyd & Lillian Wilkin Lillian Wilkin
145b	(c) Thom & Ann Warner Will Flack Thomas & Ann Warner
145c	(c) Trevor & Mary Rayner Paul Ron & Mary Newman
145d	(c) Sidney & Irene Tyrrell


The 28 homes provided by the Benet Close estate was the first of a series of developments prior to the major project in the 1980s. Benet Close, unlike later estates, saw a redistribution of the local population rather than producing an influx of new family groups.

1950 to 2000

The drawings on page 3 & 4 show the dramatic change Milton has experienced over the last half century. Very few Cambridgeshire villages have been subjected to this degree of reconstruction; even the road systems have been radically altered.







© 2000